

Scaled data based on original data using
LM-79-08 Approved Method: Electrical and Photometric Measurements of Solid-
State Lighting Products

Test Report Prepared for
Cooper Lighting Solutions
(formerly Eaton)

Brand: McGRAW-EDISON

Report Number: P385855

Luminaire Tested: **GWC-SA1C-722-U-SL3**

Issue Date: 3/3/2020

Test Information

Test Method: LM-79-08
Report Number: P385855
TEST IS SCALED FROM IESNA LM-79-08 TEST DATA (G2-1903-205-22)
Test Lab: INNOVATION CENTER
Issue Date: 3/3/2020
Manufacturer: COOPER LIGHTING SOLUTIONS (FORMERLY EATON)
Product Line: MCGRAW-EDISON
Catalog Number: GWC-SA1C-722-U-SL3
Description: GALLEON WALL LUMINAIRE
(1) 70 CRI, 2200K, 1050mA LIGHTSQUARE WITH 16 LEDS AND TYPE III SPILL
LIGHT ELIMINATOR OPTICS
Light Source: -
Ballast/Driver: ELECTRONIC DRIVER

Summary

Lumens per Lamp: N/A
Luminaire Lumens: 5554 lumens
Efficiency: N/A
Efficacy: 95.8 lumens/watt
Luminous Opening: Rectangular (W 0.5' x L: 0.5' x H: 0')
IES Classification: Type III - Medium
BUG Rating: B1 - U0 - G2

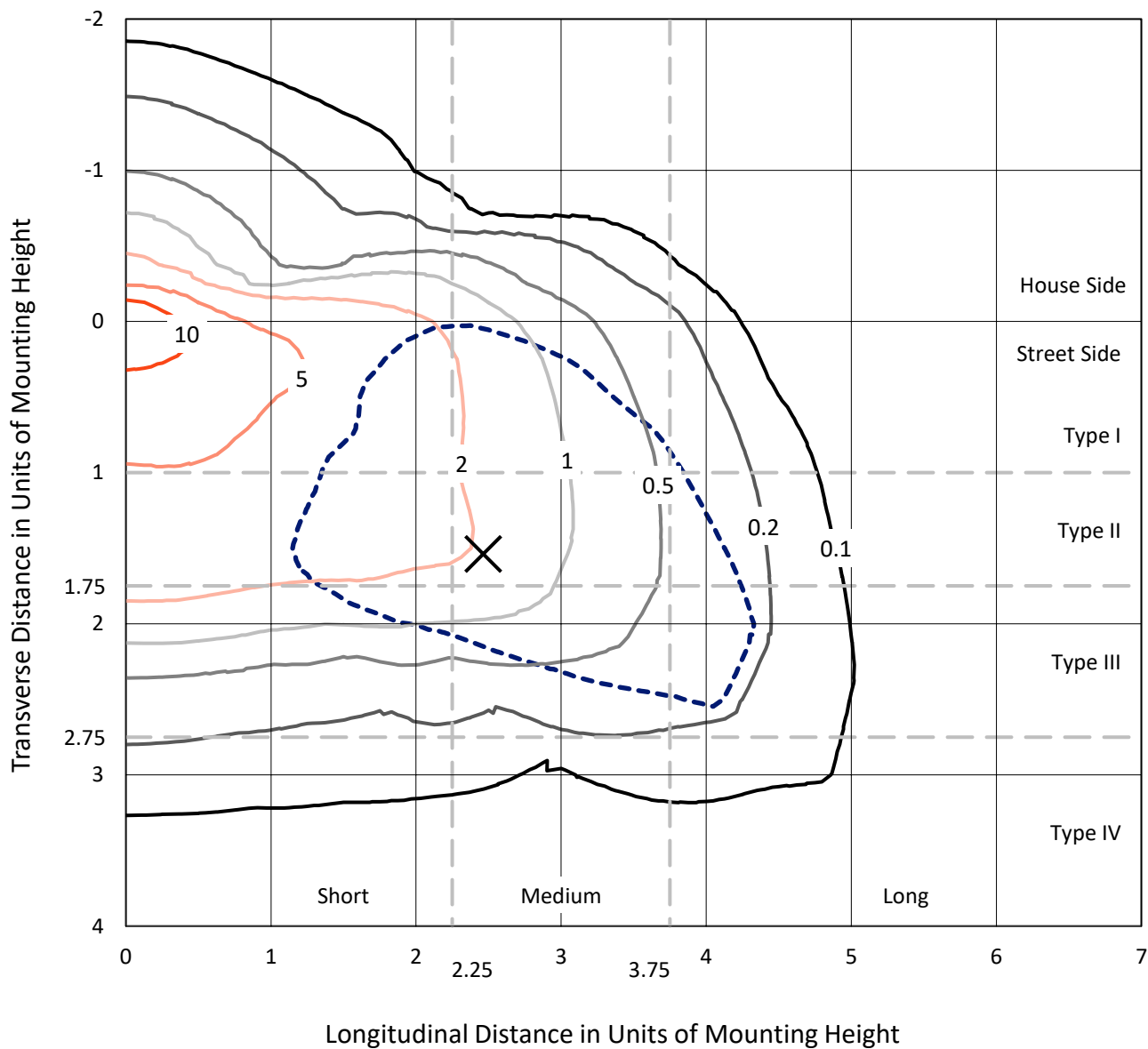
Input Watts (W): 58
Input Voltage (V): NR
Input Current (Ain): NR
Voltage Rise (V): NR
Power Factor: NR
Total Harmonic Distortion (THDi): NR
Frequency (hertz): 60
Stabilization Time: NR
Operation Time: NR
Ambient Temperature (°C): NR
Test Distance: 24 FT



REPORT NUMBER: P385855
 CATALOG NUMBER: GWC-SA1C-722-U-SL3

Iso-Footcandle Lines of Horizontal Illumination

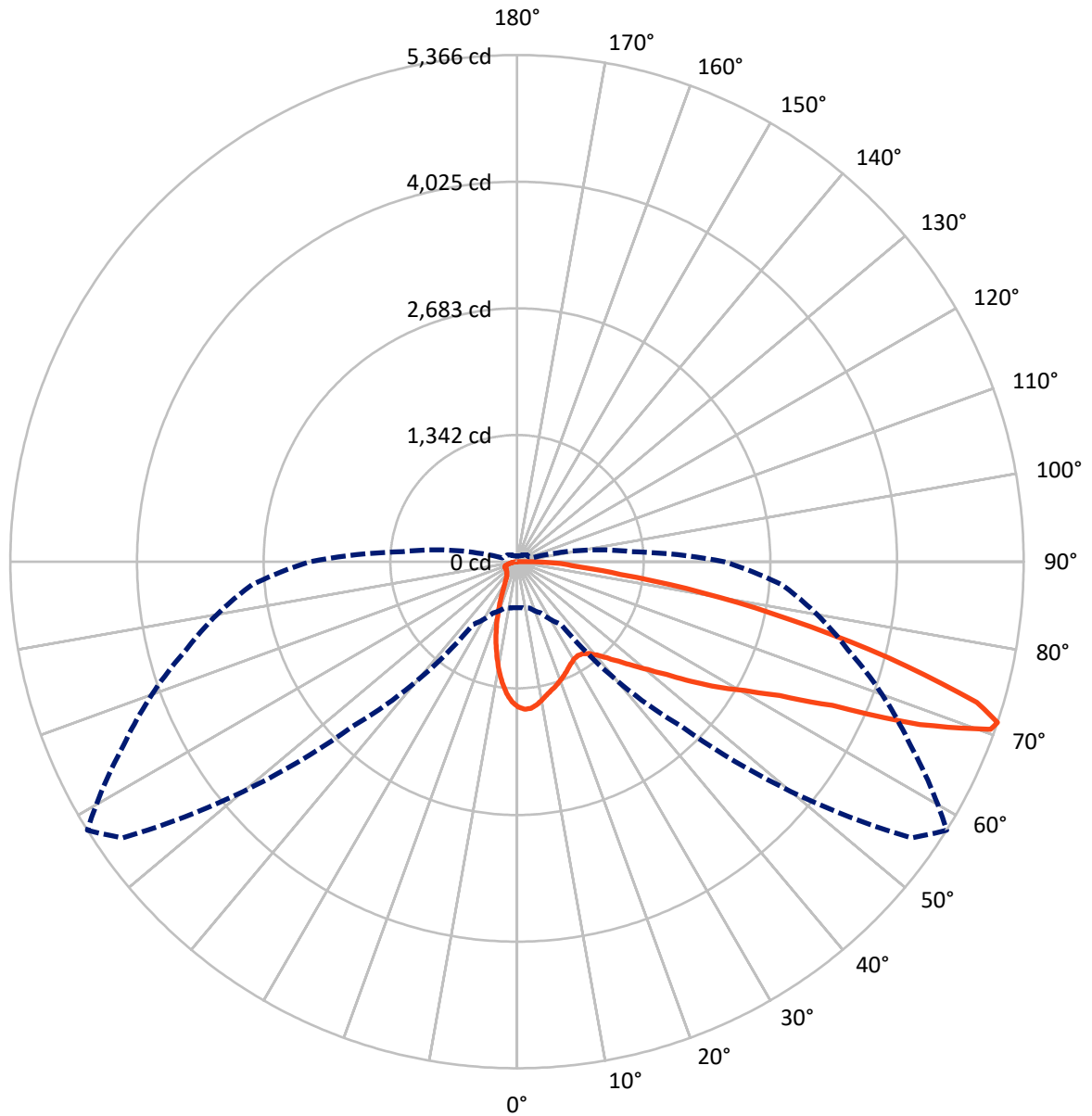
✕ Max cd
 - - - 1/2 Max cd



Based on 10 foot mounting height. Maximum calculated value = 15.4 fc
 Type III - Medium - N/A

REPORT NUMBER: P385855
CATALOG NUMBER: GWC-SA1C-722-U-SL3

Luminous Intensity Polar Plot



— Vertical Plane Through 58-Deg Lateral - - - Horizontal Cone Through 71-Deg Vertical

REPORT NUMBER: P385855

CATALOG NUMBER: GWC-SA1C-722-U-SL3

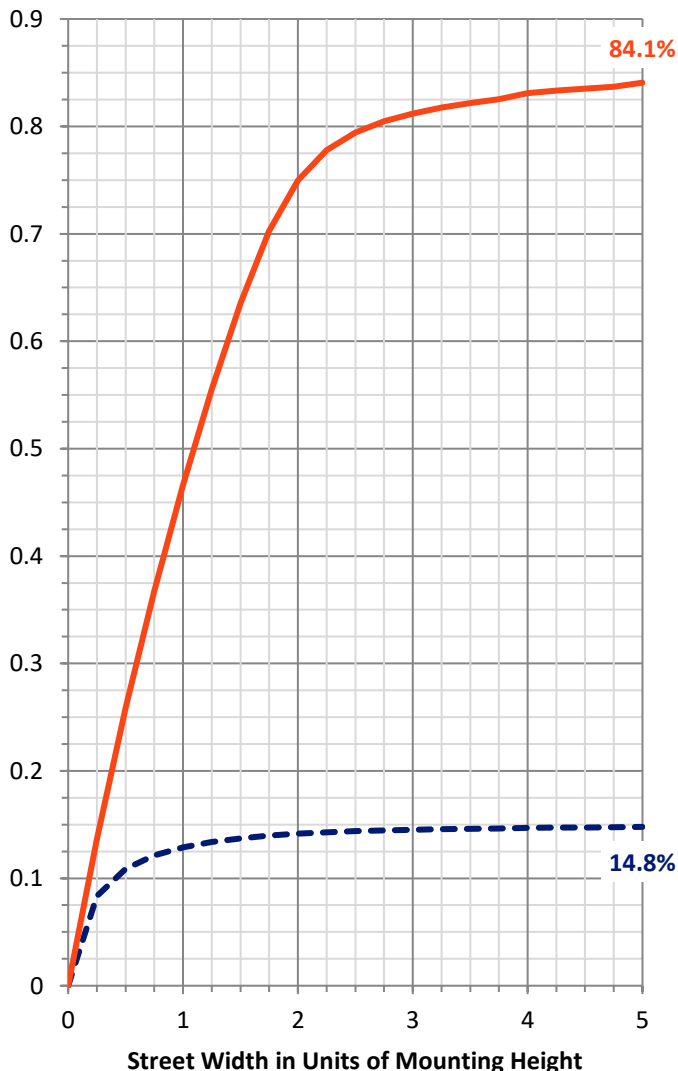
FLUX DISTRIBUTION:

		Downward	Upward	Total
House Side	Lumens	830.4	0.0	830.4
	% Fixture	15.0	0.0	15.0
Street Side	Lumens	4723.6	0.0	4723.6
	% Fixture	85.0	0.0	85.0
Total	Lumens	5554.0	0.0	5554.0
	% Fixture	100.0	0.0	100.0

ZONAL LUMENS:

Zone	Lumens	% Fixture
0°-10°	132.8	2.4
10°-20°	295.2	5.3
20°-30°	375.2	6.8
30°-40°	477.9	8.6
40°-50°	677.7	12.2
50°-60°	1048.7	18.9
60°-70°	1427.7	25.7
70°-80°	952.4	17.1
80°-90°	166.5	3.0
90°-100°	0.0	0.0
100°-110°	0.0	0.0
110°-120°	0.0	0.0
120°-130°	0.0	0.0
130°-140°	0.0	0.0
140°-150°	0.0	0.0
150°-160°	0.0	0.0
160°-170°	0.0	0.0
170°-180°	0.0	0.0
0°-90°	5554.0	100.0
0°-180°	5554.0	100.0

Coefficient of Utilization



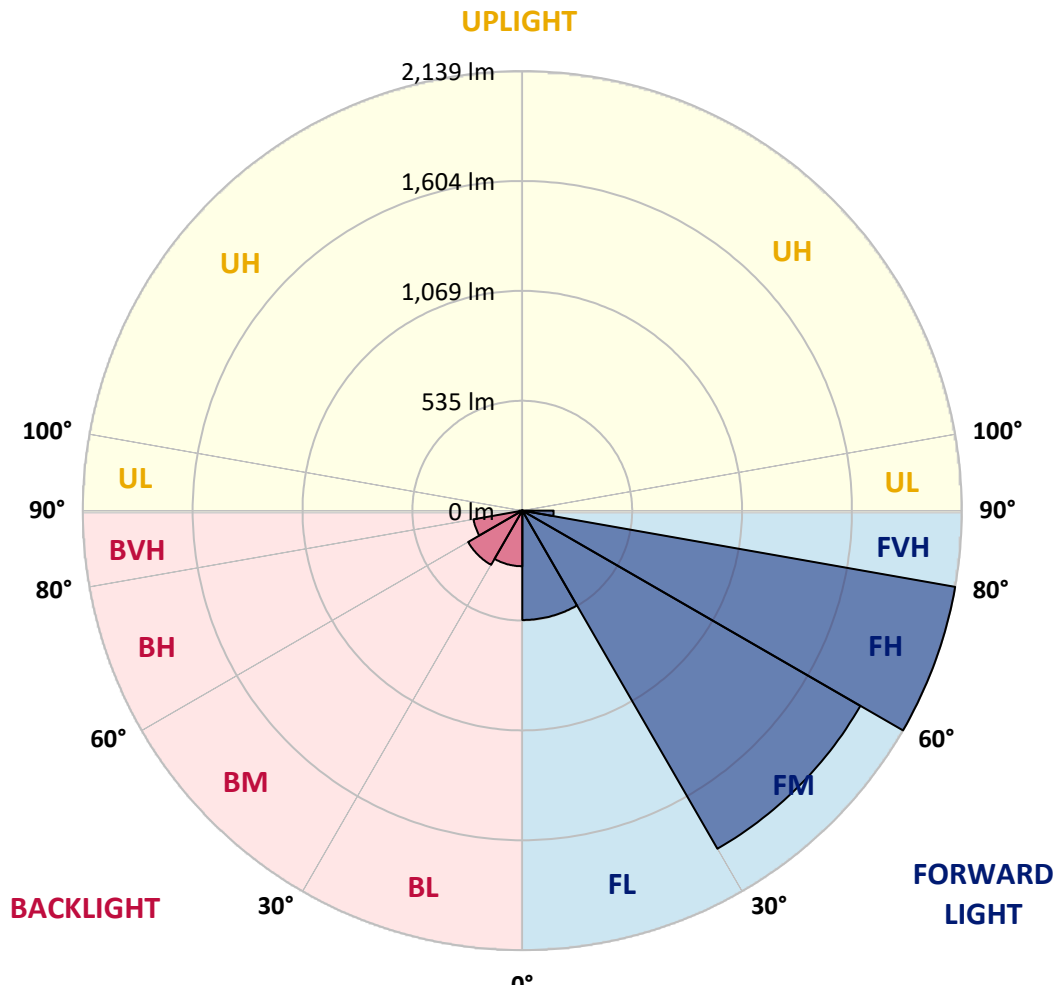
REPORT NUMBER: P385855

CATALOG NUMBER: GWC-SA1C-722-U-SL3

LUMINAIRE CLASSIFICATION SYSTEM LUMEN TABLE AND BUG RATING:

Zone	Lumens	% Fixture	Zone Rating/Lumen Limit		
			B	U	G
FL (0°-30°)	532.4	9.6			
FM (30°-60°)	1899.7	34.2			
FH (60°-80°)	2138.8	38.5			G2/5000
FVH (80°-90°)	152.7	2.7			G2/225
BL (0°-30°)	270.7	4.9	B1/500		
BM (30°-60°)	304.5	5.5	B1/1000		
BH (60°-80°)	241.3	4.3	B1/500		G1/500
BVH (80°-90°)	13.8	0.2			G1/100
UL (90°-100°)	0.0	0.0		U0/0	
UH (100°-180°)	0.0	0.0		U0/0	

BUG Rating: B1-U0-G2
 Type III Medium





REPORT NUMBER: P385855

CATALOG NUMBER: GWC-SA1C-722-U-SL3

CANDELA DISTRIBUTION (FULL):

	0°	5°	15°	25°	35°	45°	55°	58°	65°	75°	85°
0°	1538.8	1538.8	1538.8	1538.8	1538.8	1538.8	1538.8	1538.8	1538.8	1538.8	1538.8
2.5°	1579.7	1577.5	1578.3	1576.7	1573.1	1569.4	1564.0	1564.9	1557.4	1546.2	1532.3
5°	1549.9	1549.1	1554.9	1558.2	1560.9	1558.8	1557.2	1559.1	1548.1	1532.6	1508.5
7.5°	1487.4	1478.9	1486.2	1497.2	1507.7	1515.6	1526.1	1527.4	1520.5	1504.2	1472.5
10°	1398.6	1390.4	1401.3	1418.5	1439.4	1458.3	1479.4	1483.3	1484.7	1470.0	1431.5
12.5°	1306.5	1300.3	1311.1	1335.3	1369.9	1399.1	1432.8	1438.6	1450.6	1440.7	1393.5
15°	1224.1	1221.7	1234.9	1258.7	1298.5	1343.2	1391.8	1402.4	1422.7	1419.5	1363.9
17.5°	1152.9	1152.3	1162.3	1187.3	1231.4	1287.9	1351.0	1369.0	1399.1	1403.0	1339.6
20°	1099.9	1098.7	1105.7	1124.0	1169.5	1233.5	1306.9	1331.6	1375.2	1388.7	1314.4
22.5°	1071.4	1071.2	1071.4	1080.1	1117.3	1176.9	1263.9	1294.1	1351.7	1377.3	1286.5
25°	1066.6	1066.0	1061.7	1060.8	1081.9	1129.5	1221.4	1254.6	1329.5	1369.4	1260.0
27.5°	1079.2	1079.9	1074.3	1065.2	1069.5	1098.3	1184.4	1220.0	1311.7	1367.8	1241.7
30°	1105.3	1104.9	1100.0	1090.6	1082.2	1086.7	1158.1	1193.7	1299.7	1374.6	1229.1
32.5°	1134.1	1136.2	1135.3	1130.0	1117.7	1099.9	1150.2	1185.0	1296.2	1390.8	1223.7
35°	1168.7	1171.1	1178.0	1182.1	1167.6	1138.9	1167.2	1197.4	1306.3	1421.4	1232.4
37.5°	1201.6	1207.6	1227.2	1244.4	1232.0	1200.1	1212.5	1233.9	1337.4	1469.6	1255.8
40°	1239.5	1244.8	1276.7	1313.2	1311.3	1278.2	1285.4	1299.7	1392.4	1538.6	1298.2
42.5°	1276.9	1287.3	1333.6	1385.4	1400.3	1371.1	1382.5	1390.1	1469.8	1630.1	1372.1
45°	1326.6	1337.8	1402.0	1464.5	1499.4	1482.9	1501.1	1504.0	1567.1	1754.7	1479.4
47.5°	1401.9	1414.6	1489.5	1555.1	1608.3	1610.0	1640.0	1638.9	1688.6	1897.3	1614.7
50°	1519.1	1537.5	1598.8	1660.1	1724.8	1760.7	1800.8	1795.2	1834.3	2049.2	1770.4
52.5°	1672.7	1681.2	1726.7	1772.0	1852.2	1932.9	1990.4	1985.3	1999.5	2205.3	1947.2
55°	1831.9	1838.3	1857.1	1881.8	1989.8	2121.4	2242.9	2234.9	2199.1	2367.4	2121.9
57.5°	1975.1	1988.1	2001.0	2011.3	2128.3	2318.3	2501.1	2501.7	2415.8	2542.3	2302.4
60°	1997.3	2008.8	2094.5	2175.3	2365.3	2581.0	2777.6	2771.8	2640.0	2732.1	2503.6
62.5°	1765.6	1791.3	1934.5	2149.6	2593.6	3061.6	3130.3	3123.1	2908.2	2966.0	2737.9
65°	1265.3	1294.5	1467.2	1790.5	2482.9	3591.1	3766.8	3670.4	3273.8	3253.7	3012.3
67.5°	729.9	736.9	811.8	1071.4	1890.6	3618.8	4737.8	4602.9	3841.7	3580.1	3146.5
70°	539.8	539.6	557.4	659.3	1023.0	2953.5	5199.6	5320.5	4439.5	3687.5	2956.7
71°	488.1	488.7	508.6	600.1	810.2	2472.1	5101.5	5366.2	4596.9	3634.5	2819.4
72.5°	417.5	419.4	447.1	538.2	681.6	1704.8	4679.0	5092.2	4671.6	3503.7	2604.4
75°	316.7	321.2	359.5	453.7	623.0	864.6	3434.0	4066.3	4150.0	3091.6	1935.2
77.5°	226.0	231.0	274.3	381.5	592.2	651.6	2299.7	2966.0	3054.1	1981.3	872.9
80°	142.8	148.8	181.5	303.5	556.4	618.7	1445.2	1993.7	1665.4	634.0	222.1
82.5°	83.8	88.4	112.6	198.3	454.5	595.9	850.3	1105.1	648.1	191.5	101.0
85°	48.6	50.7	70.2	126.3	330.1	562.4	624.7	617.7	281.3	93.6	47.8
87.5°	22.6	25.2	41.6	66.0	183.2	407.6	493.7	426.6	174.9	43.9	22.4
90°	0.0	0.0	0.0	0.0	0.0	0.0	0.0	0.0	0.0	0.0	0.0



REPORT NUMBER: P385855
 CATALOG NUMBER: GWC-SA1C-722-U-SL3

CANDELA DISTRIBUTION (continued):

	90°	95°	105°	115°	125°	135°	145°	155°	165°	175°	180°
0°	1538.8	1538.8	1538.8	1538.8	1538.8	1538.8	1538.8	1538.8	1538.8	1538.8	1538.8
2.5°	1525.5	1522.2	1508.5	1496.3	1483.5	1466.9	1448.5	1446.2	1434.9	1437.1	1433.2
5°	1495.3	1487.0	1453.9	1423.9	1388.5	1356.8	1322.3	1306.5	1283.6	1282.1	1276.3
7.5°	1452.2	1436.7	1385.4	1328.5	1271.7	1217.5	1163.9	1128.7	1092.7	1077.4	1076.1
10°	1403.6	1377.3	1301.8	1217.7	1135.6	1056.5	979.9	923.2	872.1	848.0	847.0
12.5°	1357.6	1318.7	1215.2	1100.6	988.4	885.9	780.8	706.3	642.3	620.8	611.7
15°	1318.5	1263.7	1130.8	984.4	848.2	705.8	586.2	507.8	448.6	428.1	424.3
17.5°	1280.6	1210.1	1044.3	866.9	702.3	545.8	426.0	367.8	336.2	327.9	327.7
20°	1242.8	1155.0	954.0	746.8	561.2	408.2	327.5	301.4	290.8	289.8	288.3
22.5°	1200.1	1096.6	859.0	626.2	438.0	321.0	278.4	268.0	266.6	270.1	270.1
25°	1160.0	1038.5	762.6	508.2	340.7	267.8	248.6	246.5	250.2	256.3	256.9
27.5°	1122.7	982.6	668.6	403.4	273.0	235.8	227.9	230.4	237.0	244.2	244.3
30°	1091.9	929.8	577.3	317.9	230.6	212.0	210.7	215.7	222.9	228.5	229.8
32.5°	1068.1	884.7	489.1	255.6	202.9	194.2	195.4	199.7	204.1	207.2	209.3
35°	1057.1	846.0	407.6	215.5	185.3	180.5	182.1	184.4	186.3	188.6	190.4
37.5°	1059.0	816.0	334.9	190.6	173.5	171.0	171.0	171.0	171.0	172.2	172.4
40°	1077.0	798.8	275.7	174.7	165.6	162.9	160.8	158.8	157.3	158.1	157.7
42.5°	1123.1	797.3	232.4	164.6	159.2	154.8	150.5	147.8	145.9	146.6	147.0
45°	1201.2	816.6	203.1	157.5	153.2	146.5	141.0	138.1	136.8	139.3	139.7
47.5°	1302.4	858.8	185.3	152.3	147.6	138.7	132.9	130.2	130.6	134.3	135.2
50°	1432.8	927.3	176.8	149.0	143.7	132.1	126.1	123.8	125.0	130.2	131.4
52.5°	1576.0	1026.0	177.8	148.0	141.2	127.3	120.9	118.2	120.1	125.0	125.9
55°	1741.2	1144.5	193.9	149.4	137.6	124.2	116.7	112.0	113.6	118.0	118.8
57.5°	1924.8	1280.4	226.2	149.0	132.9	121.3	112.2	105.2	106.4	109.1	109.9
60°	2115.9	1444.4	276.3	150.1	130.8	117.8	106.2	97.5	97.1	99.4	99.8
62.5°	2345.4	1634.2	333.5	150.9	132.1	113.4	98.3	89.8	88.6	89.2	89.6
65°	2581.8	1771.6	312.1	147.8	136.4	109.7	91.3	82.2	80.1	79.7	79.9
67.5°	2589.2	1624.3	218.8	141.6	138.1	107.8	86.1	75.8	72.4	71.0	70.8
70°	2322.0	1319.6	170.4	135.0	131.2	104.7	81.3	70.6	65.4	63.3	63.1
71°	2191.6	1214.8	161.5	131.8	125.9	101.6	79.1	68.3	62.9	60.6	60.2
72.5°	1987.1	1089.0	150.7	126.5	115.9	93.6	75.1	65.0	59.4	56.7	56.1
75°	1426.0	712.1	129.4	112.8	96.0	74.7	65.8	58.4	53.6	50.3	49.9
77.5°	549.4	283.4	97.9	93.8	73.5	58.4	54.2	50.5	47.0	43.7	43.5
80°	169.9	126.7	71.4	70.6	53.2	43.5	42.2	41.2	39.9	36.4	35.6
82.5°	90.7	72.7	49.1	45.7	34.8	29.0	30.6	31.0	31.1	27.5	27.1
85°	43.3	38.5	27.7	25.9	20.3	16.3	18.8	20.3	20.5	16.8	15.7
87.5°	20.7	20.1	13.0	9.9	7.5	5.4	6.6	8.1	8.9	6.4	5.6
90°	0.0	0.0	0.0	0.0	0.0	0.0	0.0	0.0	0.0	0.0	0.0

Signify Classified - Internal
Cooper Lighting Solutions Photometric Lab
1121 Highway 74 South
Peachtree City, GA 30269

Scaled Data Report



Report Generated By 670245982

Signify Classified - Internal
Cooper Lighting Solutions Photometric Lab
1121 Highway 74 South
Peachtree City, GA 30269

Scaled Data Report



Signify Classified - Internal
Cooper Lighting Solutions Photometric Lab
1121 Highway 74 South
Peachtree City, GA 30269

Scaled Data Report



Signify Classified - Internal
Cooper Lighting Solutions Photometric Lab
1121 Highway 74 South
Peachtree City, GA 30269

Scaled Data Report



Signify Classified - Internal
Cooper Lighting Solutions Photometric Lab
1121 Highway 74 South
Peachtree City, GA 30269

Scaled Data Report



--- HS — SS

Signify Classified - Internal
Cooper Lighting Solutions Photometric Lab
1121 Highway 74 South
Peachtree City, GA 30269

Scaled Data Report



u

Signify Classified - Internal
Cooper Lighting Solutions Photometric Lab
1121 Highway 74 South
Peachtree City, GA 30269

Scaled Data Report



Signify Classified - Internal
Cooper Lighting Solutions Photometric Lab
1121 Highway 74 South
Peachtree City, GA 30269

Scaled Data Report



(END OF REPORT)